SCOT VENTED LOOP for Marine Systems 913

The 913 Marine Vented Loop provides a proven way to break the vacuum in marine water systems. Back siphonage will be broken if the loop is approximately two feet above water level.

- Sensitive Breaker – automatically opens and prevents back siphoning.
- Normally closed – two feet of water vacuum will cause breaker poppet to open.
- External Stainless Steel Spring – spring is not in liquid. Has a protective dust cover.
- Clog proof
- 140 degree F maximum temperature
- Type 316 Stainless Steel Loop with Vacuum Breaker
- Standard SAE* Hose Barb on each end.
  * Society of Automotive Engineers
- Use for Heads, Bilge Pumps, Shower Pumps, and Engine Exhaust Lines
- Sizes 1/2 inch to 2 inches
- All head flushing water and discharge lines, engine wet exhaust lines, and bilge pump lines should have a vented loop.
- Use on marine heads, engine cooling systems, and bilge pumps.

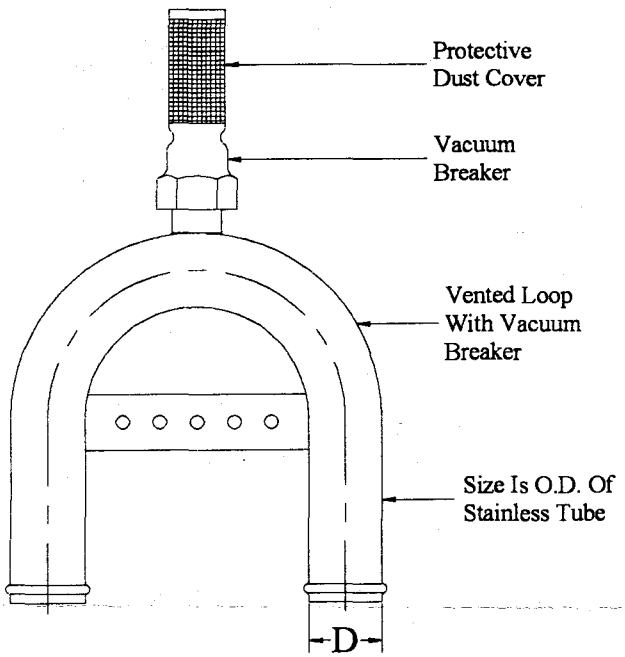

The Vacuum Breaker has a normally closed poppet which keeps vent line fumes from the vessel. The breaker is designed for a corrosion proof service life with a protected air vent. All of the parts exposed to liquid are manufactured from Delrin. The external poppet spring is stainless steel. Liquid never touches the stainless steel spring.

The vacuum breaker has a low vacuum breakaway. Pressure on the inside of the loop keeps the breaker closed. The soft, resilient seat gives quiet, trouble-free operation. The spring action provides a quiet opening and closing operation. Air goes in – never out of the vacuum breaker.

Size "D" is tube O.D. to fit hose I.D.

VENTED LOOP MODELS AND SIZES

MODEL NO.	SIZE - D	WT. LBS.
913-VL-05	1/2	.05
913-VL-06	5/8	.06
913-VL-07	3/4	.07
913-VL-09*	7/8	1.00
913-VL-10	1	1.10
913-VL-11**	1-1/8	1.20
913-VL-15	1-1/2	1.30
913-VL-20	2	1.70

* Same as 1/2 inch pipe O.D.
** Fits rule bilge pump hose

Always Test Before Installing

Head Flushing Water and Discharge Lines

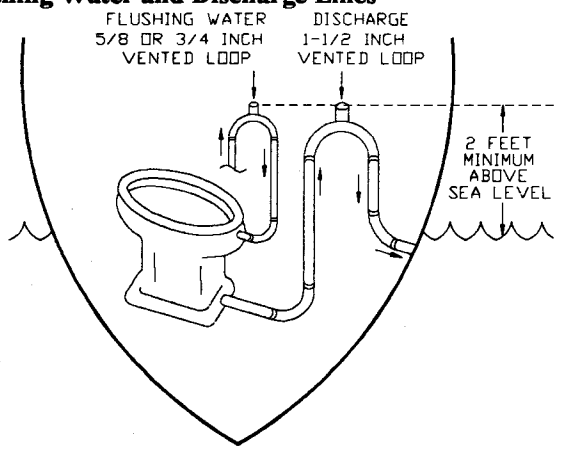

Engine Wet Exhaust Line

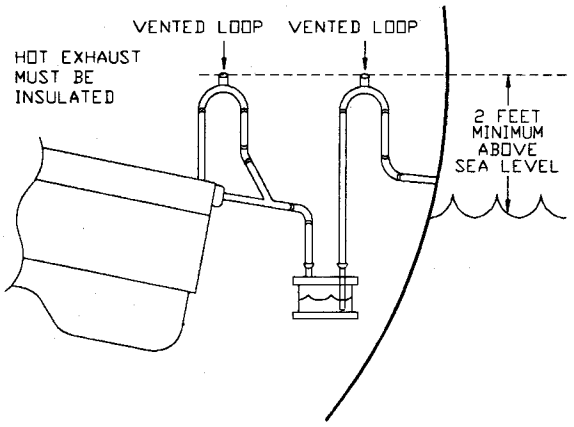

Bilge Pump Out Line

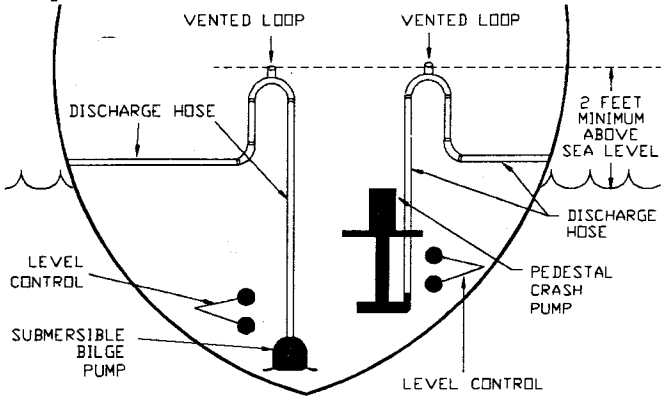

Type 913 Vented Loops include a sensitive marine vacuum breaker with a stainless steel spring to hold the poppet closed. A vacuum will pull the poppet open, permitting air to go into the system.

The Vacuum Breaker is normally closed. It does not require the pressure of the system to close the breaker poppet valve.

When water passes through the vented loop it does not contaminate the poppet seat because the poppet is closed. Liquid will not escape when the poppet is closed.

To Test Loop for Pressure:
Plug one end of the loop and blow into the loop. No air should escape.

To Test Loop for Vacuum:
Plug one end of the loop and suck on the other end. Air should enter under this slight negative pressure.

To Test Vacuum Breaker:
Use the same procedures except with vacuum breaker only.

Maintenance
Periodically remove the vacuum breaker and rinse with clean, warm, fresh water.

Check the pipe nipple between the vacuum breaker and the loop to make certain it is not clogged.

SCOT PUMP COMPANY DIV ARDOX CORP 77 SW 20th Street Ft Lauderdale, FL 33316
Phone 954-524-6776 Fax 954-764-3361

SRX

