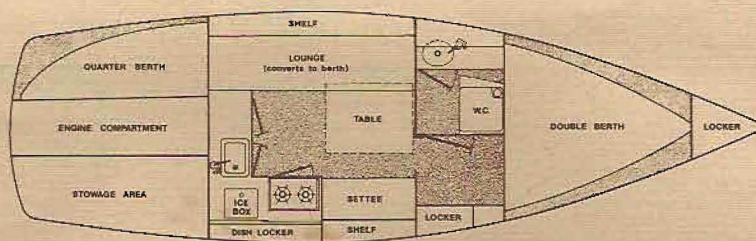
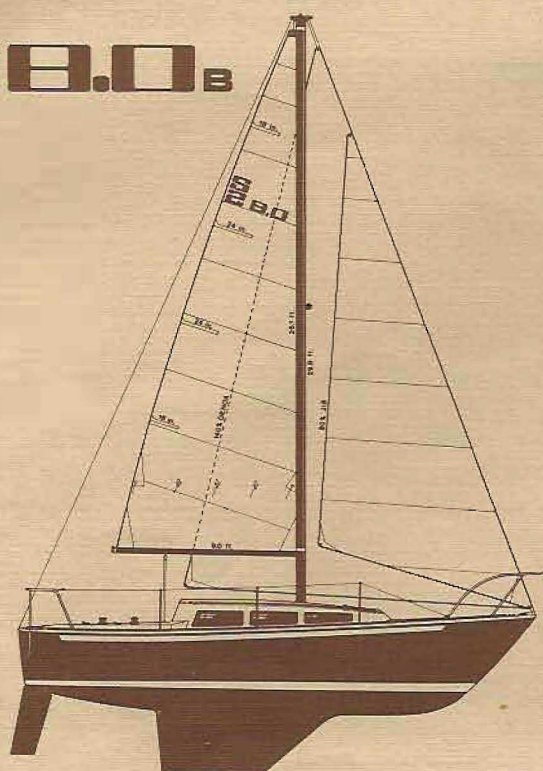


**B.O.B**

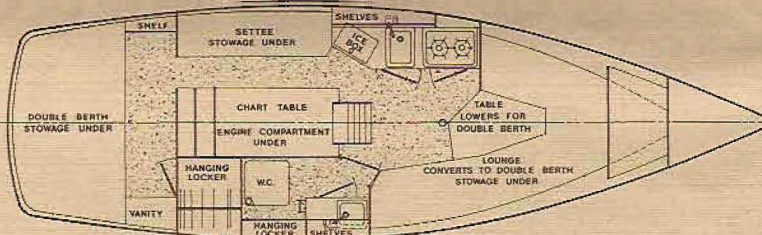
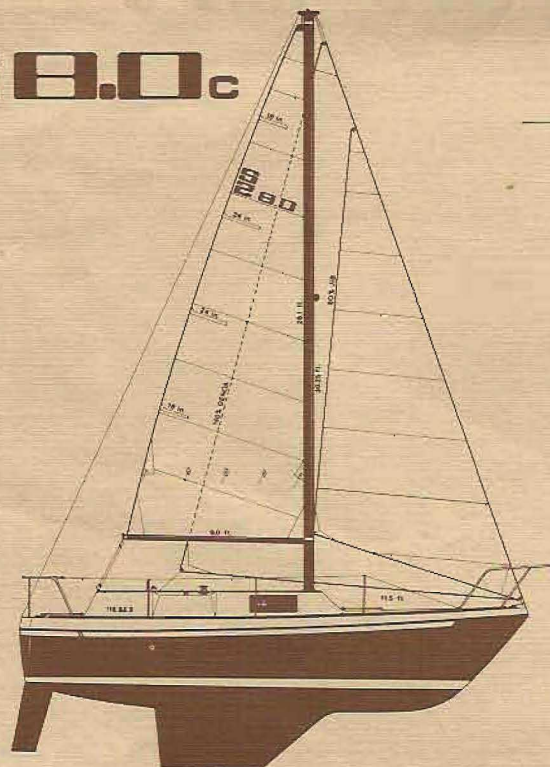


#### SPECIFICATIONS:

L.O.A.	..... 7 m 92 cm....	26'0"
D.W.L.	.....	21'5"
BEAM	.....	8'0"
DRAFT		
Shoal Draft	.....	2'6"
Deep Keel	.....	4'0"
DISPLACEMENT	.....	4,600 lbs.
BALLAST LEAD	.....	1,800 lbs.
SAIL AREA	.....	282 sq. ft.
MAST HEIGHT		
ABOVE D.W.L.	.....	35'0"
HEADROOM	.....	5'10"
COCKPIT LENGTH	.....	6'8"

Designed by Arthur Edmunds, N.A., and S2 Design Group

**B.O.C**




#### SPECIFICATIONS:

L.O.A.	..... 7 m 92 cm....	26'0"
D.W.L.	.....	21'5"
BEAM	.....	8'0"
DRAFT		
Shoal Draft	.....	2'6"
Deep Keel	.....	4'0"
DISPLACEMENT	.....	5,200 lbs.
BALLAST LEAD	.....	1,800 lbs.
SAIL AREA	.....	282 sq. ft.
MAST HEIGHT		
ABOVE D.W.L.	.....	35'6"
HEADROOM	.....	6'0"
COCKPIT LENGTH	.....	6'2"

Designed by Arthur Edmunds, N.A., and S2 Design Group

All prices and specifications are subject to change at any time, including after receipt of the customer's order, until final delivery to the customer. All prices F.O.B. plant of origin.



S2 YACHTS INCORPORATED 725 EAST 40TH ST HOLLAND MI PHONE 616 392 7163