
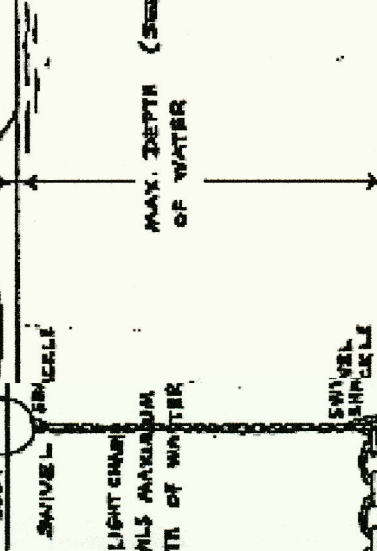


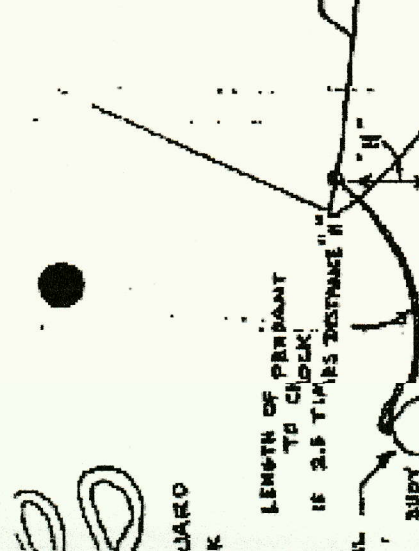
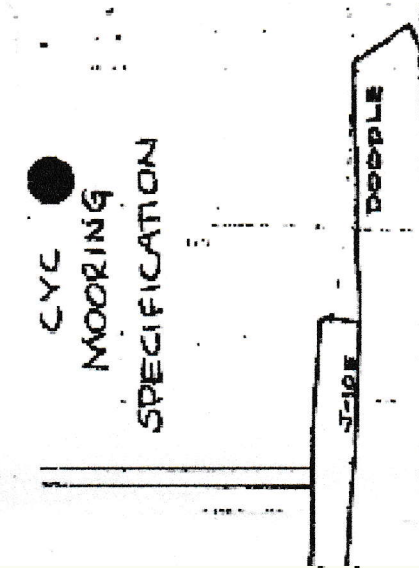


CYC MOORING SPECIFICATION

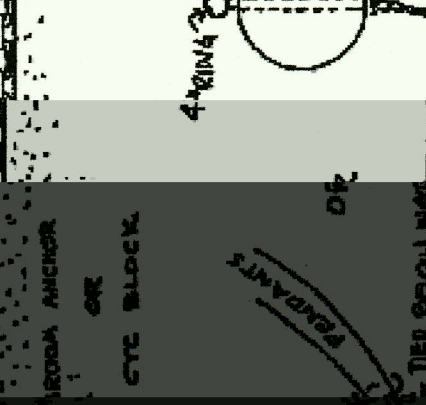





| SHACKLES AND HOOK CHAIN | | |
|-------------------------|-----------|-----------|
| PENDANT | LT. CHAIN | HYD CHAIN |
| 1/2" | 3/8" | 1/2" |
| 5/8 | 3/8 | 1/2 |
| 3/4 | 1/2 | 5/8 |

| DISPL. | REQ. |
|-----------|--------|
| < 4500 LB | 1. ALL |
| < 11,000 | 2. ALL |
| > 11,000 | 3. ALL |

NOTE: 1. ALL "H" ROW MOORINGS MUST MEET REQUIREMENTS FOR > 11,000 LB DISPL.
2. ALL CHAIN DOMESTIC MANUFACTURED.
3. ALL FITTING DOMESTIC MANUFACTURED.

CYC SEP 2000



CYC SEP 2000