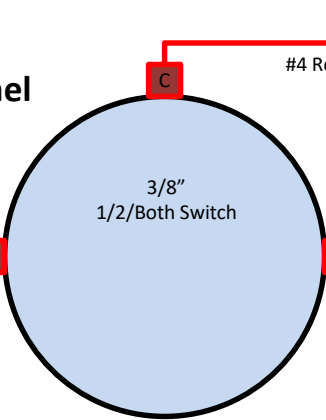


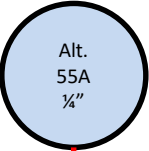
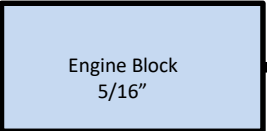
3/8" = 9/16" hex  
5/16" = 1/2" hex  
1/4" = 7/16" hex  
#10 = 3/8" hex

Starter = 12 mm hex  
Engine ground =  
M8, 1/2" hex

DC Panel



Engine Compartment

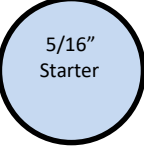


Post 3/8"

#1/0 Red 3'

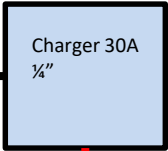
Start Isolate

3 A



#1/0 Red 10'

Lazarette



#2 Red 17'



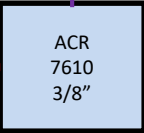
#4 Red 3'

#4 Black 10'

#2 Red 2'

#12 Purple

SI connection



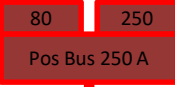
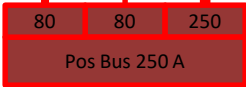
Ground #16 Black

10 A

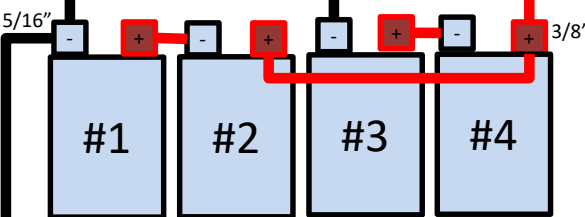


#1/0 Red 3'

#1/0 Black 9'



#1/0 Red 2'

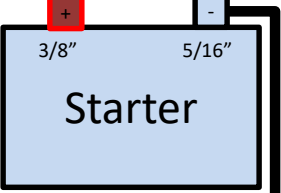


#1/0 Black 2'

Victron Shunt 3/8"

#1/0 Black 1'

Neg Bus 250 A 5/16"



#1/0 Black 3'

Battery Compartment