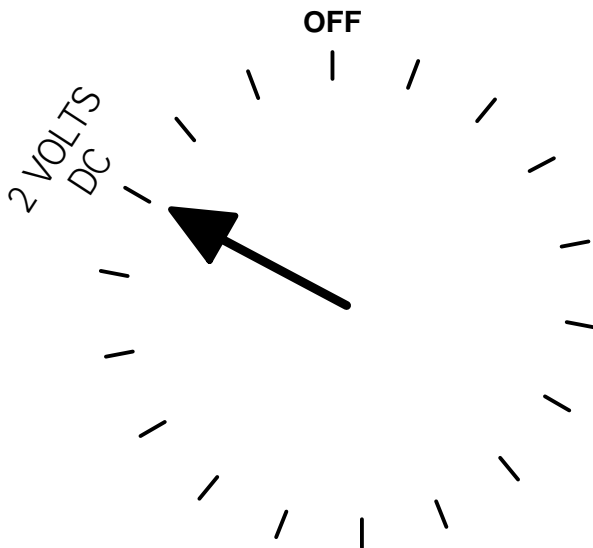
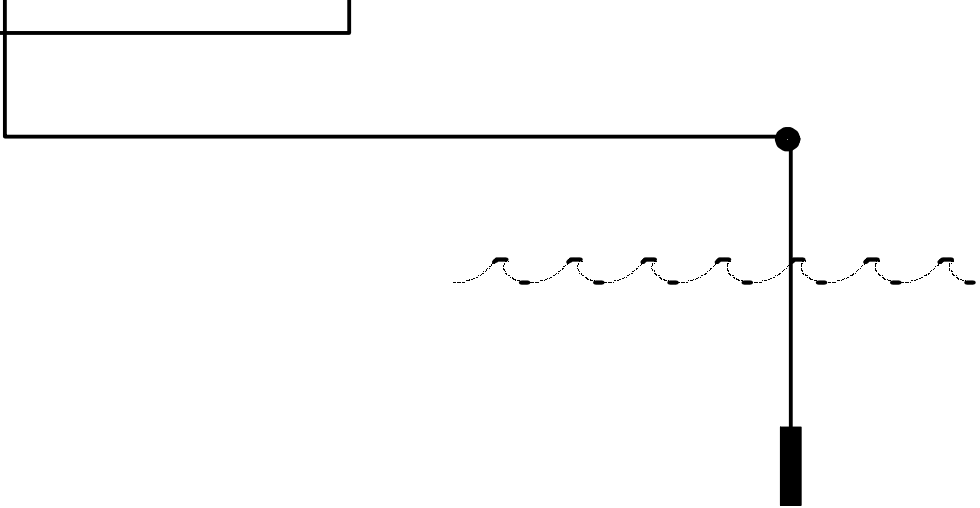
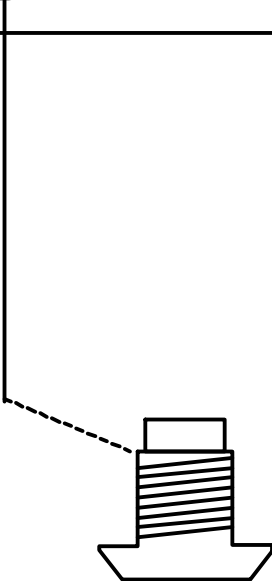


000.0



VOLTS/OHMS
RED

COM
BLACK



Set range to '2 VDC'

Connect black lead (NEG) to zinc pencil suspended in the water. Be sure it is off the bottom!

Connect red lead (POS) to the part to be checked, or the bonding system main wire for a general check

READING SHOULD BE:

NEW ZINC : Less than 0.100 volt
REPLACE SOON : More than 0.350 volt
REPLACE NOW : 0.500 volt or more
UNDERPROTECTED: 0.550 volt or more
UNPROTECTED : 0.700 to 0.900 volt *

* All the above values are subject to variation according to the materials involved. These values are a general guide for bronze and SS.

**BONDING SYSTEM CHECK WITH MULTIMETER:
GALVANIC VOLTAGE TEST**