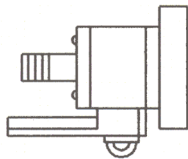
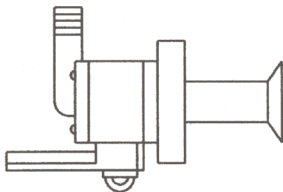
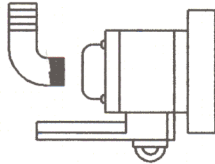


PARTS LIST			REV.	DISCRIPTION	DATE
ITEM	DISCRIPTION	EX.	1	REVISED ITEM 7, WAS VALVE B. ECN. #099 HULLS # 206 AND LATER	4/24/00

1	VALVE 3/4" FWD. HEAD INTAKE	A
2	VALVE 3/4" FWD. HEAD SINK DRAIN	B
3	VALVE 3/4" FWD. SHOWER SUMP DISCHARGE	A
4	VALVE 3/4" AFT SHOWER SUMP DISCHARGE	A
5	VALVE 1-1/2" AFT HEAD DISCHARGE (OPTIONAL)	C
6	VALVE 1" MACERATOR DISCHARGE, AFT HOLDING TANK	B
7	VALVE 1-1/2" GALLEY SINK DRAIN	A
8	VALVE 3/4" ICE BOX DRAIN	A
9	VALVE 3/4" AFT HEAD SINK DRAIN	B
10	VALVE 1" ENGINE INTAKE	A
11	VALVE 3/4" AFT HEAD INTAKE	A
12	VALVE 1-1/2" FWD. HEAD DISCHARGE (OPTIONAL)	A
13	VALVE 1" MACERATOR DISCHARGE, FWD. HOLDING TANK	A



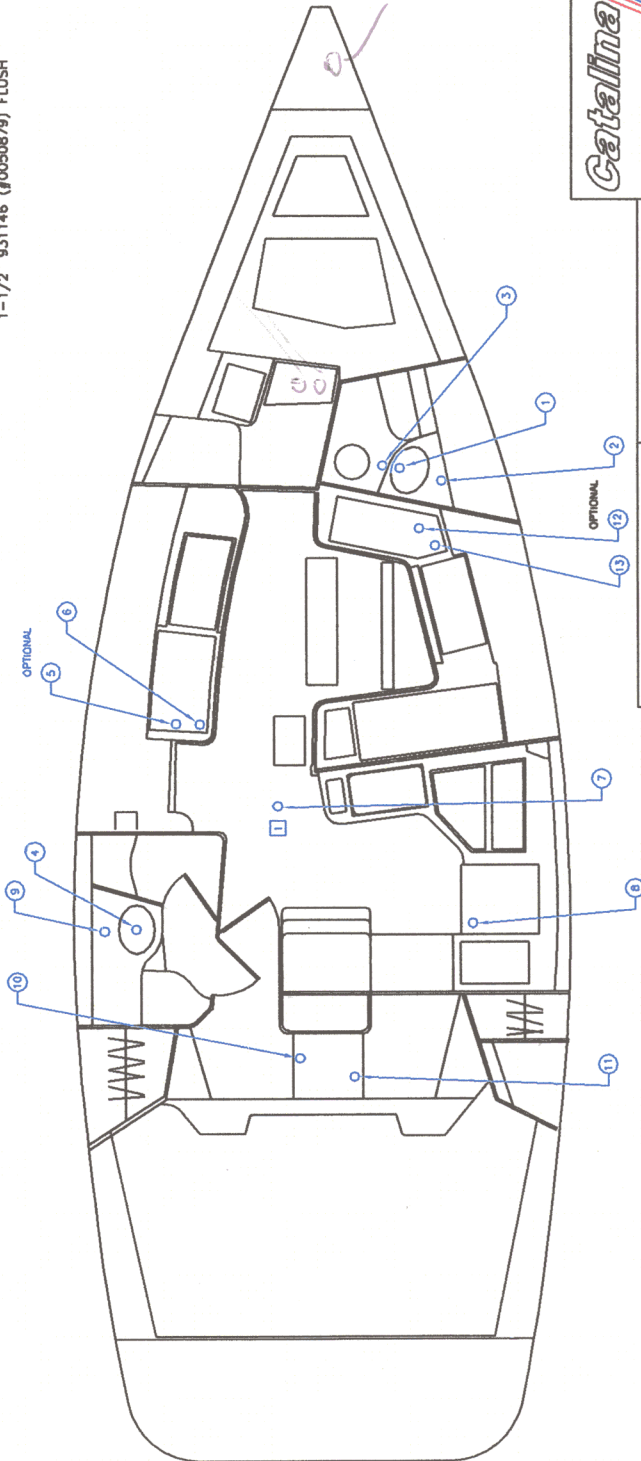
ADD 90° PLASTIC ELBOW
1-1/2" NPT MALE X 1-1/2" HOSE BARB
(#0050708-FA220)



VALVE - C
SPECIAL
1-1/2" 931136 (#0650899)
FEMALE THREADS, MUSHROOM

VALVE - A
90° 932153 (#0050810) FLUSH
3/4" 932154 (#0050804) FLUSH
1" 932144 (#0050875) FLUSH
1-1/2" 931146 (#0050879) FLUSH

VALVE - B
STRAIGHT
3/4" 932143 (#0050809) FLUSH
1" 932144 (#0050875) FLUSH
1-1/2" 931146 (#0050879) FLUSH



Catalina Yachts

7200 BRYAN DAIRY RD.
LARGO, FL. 33777
(727)544-6861

MODEL: C400- THRU HULL VALVE LOCATION

BOAT:	CATALINA 400	DRAWING NO:	400-22050-1
DESIGNED BY:	C.D.	CHECKED BY:	NONE
DRAWN BY:	C.D.	DATE:	1/18/00
		SHEET	1/1

UNLESS OTHERWISE SPECIFIED
DIMENSIONS ARE IN INCHES
GENERAL TOLERANCES
ANGLES : ±0.5°
X.X : ±0.1
X.XX : ±0.01
X.XXX : ±0.005
SURFACE FINISH: 63
DO NOT SCALE DRAWING

PROPRIETARY INFORMATION
THE DESIGN, INFORMATION, AND DATA CONTAINED
HEREIN ARE PROPRIETARY AND ARE SUBMITTED IN
CONFIDENCE, AND SHALL NOT BE DISCLOSED, USED,
OR REPRODUCED, IN WHOLE OR IN PART, FOR ANY
PURPOSES WHATSOEVER, WITHOUT THE PRIOR WRIT-
TEN PERMISSION OF CATALINA YACHTS, INC., 7200
BRYAN DAIRY ROAD, LARGO, FLORIDA 33777.
THIS LEGEND SHALL BE MARKED ON ANY REPRO-
DUCTION HEREOF IN WHOLE OR IN PART. RECEIPT
OF THIS DOCUMENT SHALL BE DEEMED TO BE AN
ACCEPTANCE OF THE CONDITIONS SPECIFIED HEREIN.