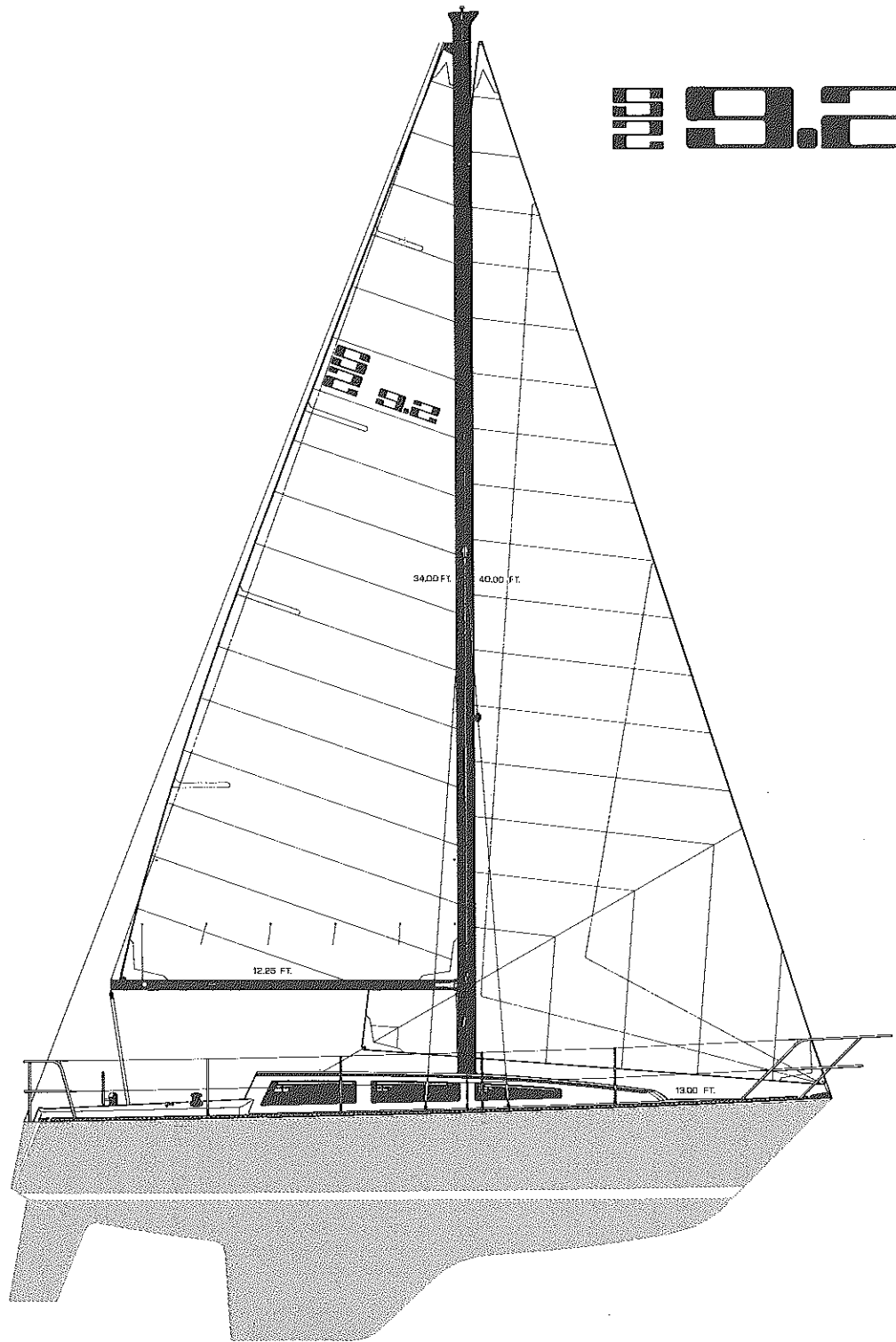


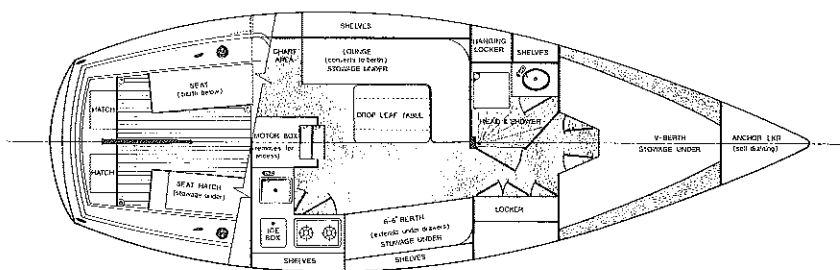

standard-option price list



 **9.2**

9.2A

AFT COCKPIT



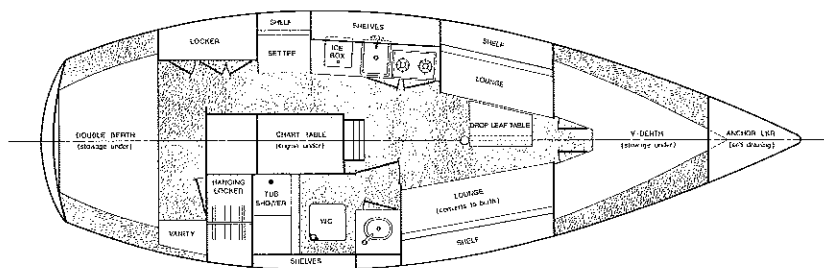
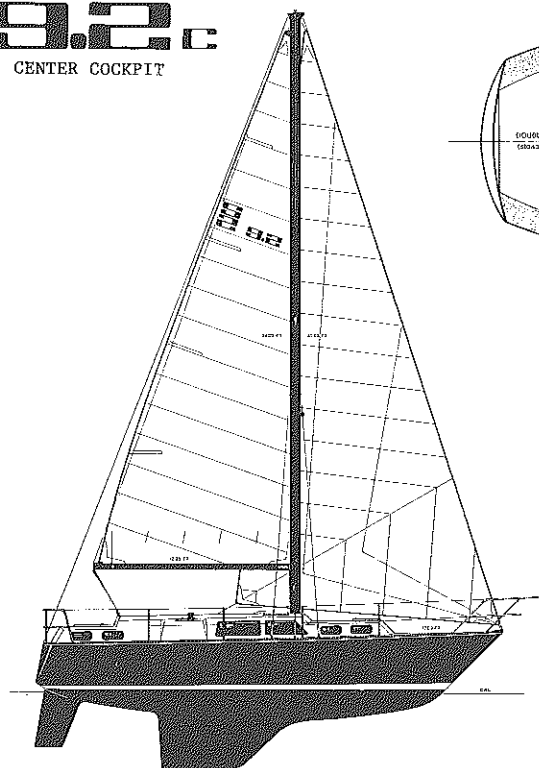
SPECIFICATIONS* 9.2A

L.O.A.	9m 2cm - 29' 11"
D.W.L.	25' 0"
Beam	10' 3"
Draft	
Shoal Draft	3' 11"
Deep Keel	4' 11"
Displacement	9,800 lbs.
Ballast Lead	4,000 lbs.
Sail Area	468 sq. ft.
Mast Height Above D.W.L.	43' 6"
Headroom	6' 2"
Cockpit Length	8' 0"

*approximate

9.2C

CENTER COCKPIT



SPECIFICATIONS* 9.2C

L.O.A.	9m 2cm - 29' 11"
D.W.L.	25' 0"
Beam	10' 3"
Draft	
Shoal Draft	3' 11"
Deep Keel	4' 11"
Displacement	9,800 lbs.
Ballast Lead	4,000 lbs.
Sail Area	468 sq. ft.
Mast Height Above D.W.L.	43' 6"
Headroom	6' 2"
Cockpit Length	6' 0"

*approximate



HULL & CONSTRUCTION

S2 Yachts Model	9.2 "A"	9.2 "C"
Deep keel or Shoal draft (F.O.B. Holland, Mi.)	\$26,800.	\$29,800.
Bottom paint, Anti-Fouling	250.	250.
Balsa end grain core (Deck)	STD	STD
Blige pump - Manual (Gusher Type)	STD	STD
Blige storage racks, Deck Forepeak Anchor Locker	STD	STD
Colored hull — (White standard)	200.	200.
Cradle	350.	350.
Custom transom lettering (Price Upon Request)	OPT.	OPT.
Dock lines (4)	STD	STD
Lead internal ballast (4,000 lbs)	STD	STD
Self-bailing Cockpit	STD	STD
Shut-off on all thru-hull fittings (Brass Gate Valves)	STD	STD
Two-tone deck (Non-skid area)	300.	300.

INTERIOR APPOINTMENTS

Acoustical headliner & hull sides	STD	STD
Berths — Deluxe Fabric	STD	STD
Cabin Heater (110V)	95.	95.
Cabin lites	STD	STD
Carpeted floor	STD	STD
Custom crafted interior (decorative draperies, unusual teak window planks, solid teak folding table)	500.	500.
Drapes	STD	STD
Hang-up locker	STD	STD
Head (Portable, self contained)	STD	STD
Head - recirculating holding tank w/dockside discharge	200.	200.
Hot water system (includes pressure water system)	375.	375.
Ice box (large top loading - foam insulated)	STD	STD
Interior overhead teak handrails	75.	75.
Pressure water system	STD	STD
Screens (hatches)	65.	80.
Shower (9.2C Tub and Shower)	STD	STD
Six sleeper arrangement (9.2A five sleeper standard)	200.	STD
Solid teak trim	STD	STD
Stainless steel sink	STD	STD
Stainless steel sink - extra deep	50.	50.
Stereo - 8 track (12 V Pioneer)	185.	185.
Stereo - 2 burner alcohol, flush mount	STD	STD
Stereo - 40.	40.	40.
Stereo - Gimballled	375.	375.
Stereo - Gimballled w/oven (2 burner, includes tank)	200.	200.
Teak floor Salon area	STD	STD
Vanity - stainless steel wash basin	STD	STD
Vee-berth filler cushion	60.	60.

DECK & EQUIPMENT

Aluminum toe track (black anodized)	STD	STD
Bow pulpit	STD	STD
Bronze plexiglas hatches and one bronze plexiglas bent board	125.	140.
Cockpit vinyl cushions	150.	150.
Custom Teak Hand Rails	STD	STD
Compass 4 inch. Bulkhead mount	120.	120.
Compass pedestal mount — 5" Ritchie w/Protective Cover	275.	275.
Double life lines w/additional pulpit rails	275.	275.
Life line gates w/ pelican hooks	110. pr.	110. pr.
Life lines, stainless steel stanchions (4 pair)	STD	STD
Pedestal steering	995.	STD
Pedestal lights	STD	STD
Stern pulpit	STD	STD
Storm hatch cover (Spray Hood)	175.	STD
Swim ladder, stainless steel (transom fold down)	150.	150.
Translucent companion sliding hatch & hatch cover	STD	STD
Vents 3" cowl built-in	STD	STD

SAILS & RIGGING

Anodized mast & boom	STD	STD
Back stay adjuster	175.	175.
Boom vang assembly	110.	110.
Complete main, jib and genoa gear	STD	STD
Drifter ½ oz. 160%	675.	675.
Genoa 140%	800.	800.
Genoa 160%	820.	820.
Internal halyards run to cockpit	STD	STD
Jib 80% w/sail bag	STD	STD
Main & jib halyards - rope to wire	STD	STD
Main roller traveler	STD	STD
Mainsail w/cover bag — w/quick reefing and outhaul rigging	STD.	STD
Spinnaker gear complete	575.	575.
Spinnaker — sail ½ oz. radial head — choice of colors	800.	800.
Winch package includes: Two No. 8 for halyard, Two No. 25 for genoa or jib	STD.	STD
Winches: Two No. 10 winches, Spinnaker sheet	220.	220.
Winches: Two No. 16 for Halyards — in Lieu of No. 8 standard	175.	175.
Winches: Two No. 40 for Genoa — in Lieu of No. 25 standard	150.	150.

ENGINE & ELECTRICAL

Additional battery w/box & parallel switch	100.	100.
* Atomic Four (gas) 30 H.P. 4 cylinder (2-1 reduction) in Lieu of standard Yanmar Diesel 12 H.P.	No Add'l Chg.	STD
Battery charger 10 amp, 110 volt	110.	110.
Blige blower, vents, fuel tank 19 gal., battery & box (Blige blower not required with diesel engine)	STD	STD
Color coded wiring w/circuit breakers and w/battery condition meter	STD	STD
Dockside power 110V (3 outlets, 50' cord, 30 amp) Hubbell	300.	300.
Folding prop. (in lieu of STD)	205.	205.
Lightning ground	STD	STD
Remote controls, prop., (instrument panel) included w/any	STD	STD
Spreader lites	125.	125.
Volvo MD7A diesel 13 H.P. 2 cyl. (2-1 reduction) in Lieu of Atomic Four or Yanmar	1300.	1300.
* Yanmar Diesel 12 H.P. (2-1 reduction)	STD	N/A
Other Engine Options Upon Request		

standard-option price list

