

# SEA-FIRE DATA SHEET

MODEL RANGE - FG 30-50

## MECHANICAL CHARACTERISTICS

AGENT - HFC 227ea  
CYLINDER CAPACITY - 55 CU IN, .90 L  
OPERATING PRESSURE - 240PSIG @ 70°F, 16.5 BAR @ 21°C  
PRESSURE SWITCH - ELECTRICAL CONTACT CLOSED UNDER PRESSURE,  
OPENS UPON DISCHARGE @ 150 PSI, 10.3 BAR  
CYLINDER SPECIFICATION - DOT 39/500 NRC, TC 39M NRC 34/50,  
TPED/ADR TO ISO 11118 OR EN 12205  
PRESSURE GAUGE (VISUAL INDICATION OF PRESSURE IN CYLINDER)  
SYSTEM STATUS INDICATOR LIGHT INCLUDED WITH EACH SYSTEM  
INSTRUCTION MANUAL INCLUDED WITH EACH SYSTEM. (123-194)  
INDICATOR LIGHT AND BEZEL (12 V DC STANDARD)  
MANIFOLD - CDA 360 BRASS WITH CORROSION INHIBITOR APPLIED

TARE WEIGHTS	LBS	KGS
AUTOMATIC	1.9	0.9
MANUAL / AUTOMATIC	2.1	1.0

## PERFORMANCE CHARACTERISTICS

ACTUATION TEMPERATURE - 200°F, 93°C  
DISCHARGE DURATION - LESS THAN 10 SECONDS  
DESIGN CONCENTRATION - 8.7%  
SAFETY FACTOR - 30%  
OPERATING TEMPERATURE RANGE - 0°F-130°F, -18°C-54°C

## INSTALLATION DATA

BRACKET ASSY - 130-249  
MOUNTING - HORIZONTAL OR VERTICAL

Installation Requirements	(IN) Width	(IN) Height	(IN) Depth	(MM) Width	(MM) Height	(MM) Depth
Automatic	5.0	13.7	4.3	127	348	109
Manual / Automatic	5.0	15.0	4.3	127	381	109

## APPROVALS

FM-3007407, USCG 162.029/237/0, DNV (TAC), TC-RDIMS #2500809

## SYSTEM DESIGNED TO MEET:

NFPA 2001, UL 2166, ABYC, MARINE ISO-8846, CE TO PED 97/23/EC

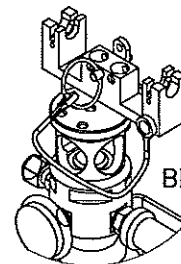
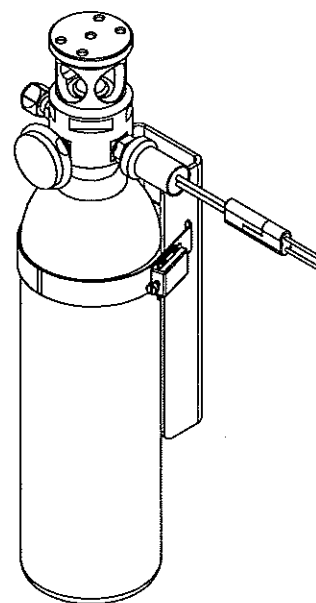
## OPTIONS

PRESSURE SWITCH CONNECTOR - STANDARD, DELPHI, DEUTSCH  
MANUAL CABLE ACTIVATION - BI-DIRECTIONAL, LEFT PULL, RIGHT PULL  
SYSTEM STATUS INDICATOR LIGHT 12VDC STD, 24VDC OPTIONAL

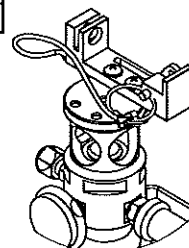
## SHIPPING DATA

SHIPPING NAME - (HEPTAFLUOROPROPANE) HAZARD CLASS 2.2, UN 3296  
CASE PACK QTY - 1,6,9

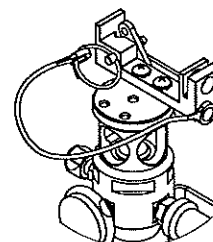
MODEL	FG 50A	FG 50M
(Lbs) Agent Weight	2.17	2.17
(Kgs) Agent Weight	0.99	0.99
(Lbs) Filled Wgt No Bkt	4.07	4.27
(Kgs) Filled Wgt No Bkt	1.85	1.94
(Lbs) Inst Wgt W/ Bkt	4.97	5.17
(Kgs) Inst Wgt W/ Bkt	2.26	2.35
(Lbs) Shipping Wgt	6.97	7.17
(Kgs) Shipping Wgt	3.17	3.26



BI-DIRECTIONAL



LEFT  
PULL



RIGHT  
PULL

ADDITIONAL WEIGHT INFORMATION  
AVAILABLE FOR MODELS 30-49



9331-A PHILADELPHIA ROAD  
BALTIMORE, MD 21237 U.S.A.  
PHONE (410) 687-5500  
WWW.sea-fire.com

### DOCUMENT DISTRIBUTION

THIS DOCUMENT IS INTENDED  
FOR GENERAL DISTRIBUTION  
AND MAY BE SHARED FULLY

4.5-8 REV A

### CYLINDER ASSEMBLY

COMPONENT: AUTOMATIC & MANUAL/AUTO  
FG 30-50

SCALE: 1:1

DATE: 10/7/10

REVISION: B

PART NO.: 200-002

DRAWN BY: J. PIPPIN

DRAWING#: 200-002

200-002